

HolaBot - Quick Start Guide

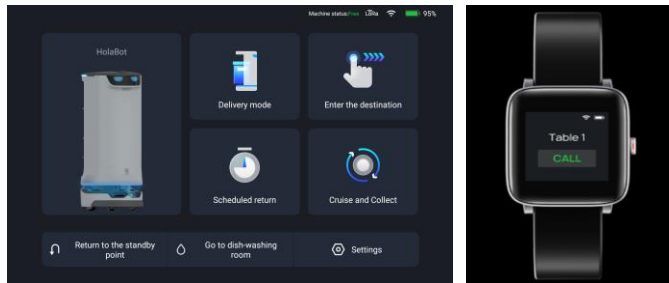
1. **Power on:** long-press the power button for 3s.



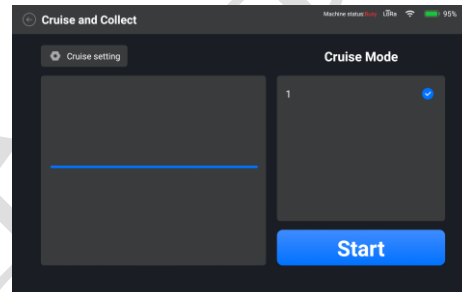
2. **Charging:** connect to the charger immediately when the power is lower than 20%. Or replace the quick-release battery (if any).



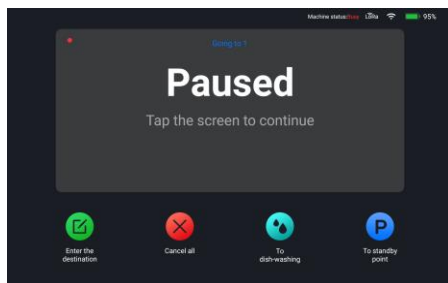
3. **Delivery/collect:** Select the **Delivery mode** or **Enter the destination** to deliver or return dishes. The watch can be used to call the HolaBot to the destination.



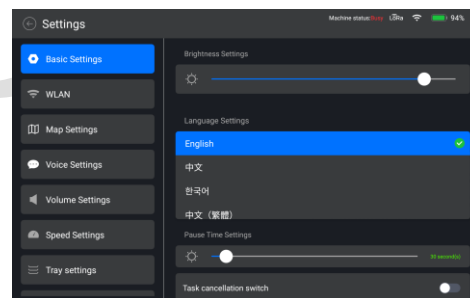
4. **Cruise:** on the **Cruise and Collect** page, choose the cruise path and click **Start** to cruise (enter **Cruise setting** to set cruise duration, stop time, etc.).



5. **Pause:** During the HolaBot executes the task, anywhere on the screen can be clicked to pause it.



6. **Settings:** Click the menu bar on the upper left corner to enter the settings page, where many functions can be set, such as WIFI, voice, volume, speed, etc;



Note

- Press the **emergency button** on the top of the robot to make it stop immediately. Then it cannot run and the button needs to be **rotated to make it move**;
- Forbid** to transport **liquid dishes**, such as soup, hotpot, etc.; it is easy to cause liquid spillage and other accidents;
- The robot has an automatic obstacle avoidance function, but it is strictly **forbidden** to block the robot suddenly during its running. Otherwise, it may cause an accident;
- The lidar, RGBD and Marker camera are strictly **prohibited** from being blocked by any objects;
- Please designate a person to charge the robot, **don't** charge it **unattended**;
- Please keep the robot and its charging port in a dry storage location and at room temperature. **Forbidden** to place the robot and charger in a high-temperature area for charging (>40°C) and **let water in**;
- The Holobot can be called by the watch only in an idle state. Unless cancel the task of "Go to dish-washing room", or the robot won't respond to the watch's call during return to the washroom.
- On the "**Scheduled return**" mode, the robot can wait at the standby point (and set the waiting time), and it will not respond to watch call before the waiting time is over (the waiting time can be ended manually, and enter the password 2580 to exit).